


Schottky Diodes



Features

- High frequency operation
- Low forward voltage drop
- High purity, high temperature epoxy encapsulation for enhanced mechanical strength and moisture resistance
- Guard ring for enhanced ruggedness and long term reliability
- Solder dip 275 °C max. 7 s, per JESD 22-B106

Typical Applications

Typical applications are in switching power supplies, converters, freewheeling diodes, and reverse battery protection.

Mechanical Data

- **Package:** TO-220AB
Molding compound meets UL 94 V-0 flammability rating, RoHS-compliant
- **Terminals:** Tin plated leads, solderable per J-STD-002 and JESD22-B102
- **Polarity:** As marked

■Maximum Ratings (T_a=25°C Unless otherwise specified)

PARAMETER	SYMBOL	UNIT	MBRL2060CT
Device marking code			MBRL2060CT
Repetitive Peak Reverse Voltage	VRRM	V	60
Average Rectified Output Current @60Hz sine wave, R-load, T _a =25°C	I _O	A	20
Surge(Non-repetitive)Forward Current @60Hz half sine-wave, 1 cycle, T _a =25°C	IFSM	A	150
Current Squared Time @1ms≤t<8.3ms T _j =25°C	I ² t	A ² s	94
Storage Temperature	T _{stg}	°C	-55 ~ +150
Junction Temperature	T _j	°C	-55 ~ +150

■Electrical Characteristics (T_a=25°C Unless otherwise specified)

PARAMETER	SYMBOL	UNIT	TEST CONDITIONS	MBRL2060CT
Maximum instantaneous forward voltage drop per diode	VFM	V	IFM=10.0A	0.6
Maximum DC reverse current at rated DC blocking voltage per diode	I _{RRM1}	mA	VRM=VRRM T _a =25°C	0.2
	I _{RRM2}		VRM=VRRM T _a =100°C	30



MBRL2060CT-B1-W5094HF

■ Thermal Characteristics (T_a=25°C Unless otherwise specified)

PARAMETER		SYMBOL	UNIT	MBRL2060CT
Thermal Resistance	Between junction and case	R _{θJ-C}	°C/W	2.0

■ Ordering Information (Example)

PREFERRED P/N	UNIT WEIGHT(g)	MINIMUM PACKAGE(pcs)	INNER BOX QUANTITY(pcs)	OUTER CARTON QUANTITY(pcs)	DELIVERY MODE
MBRL2060CT	Approximate 1.9	50	1000	5000	Tube

■ Characteristics (Typical)

FIG1: I_o -T_c Curve

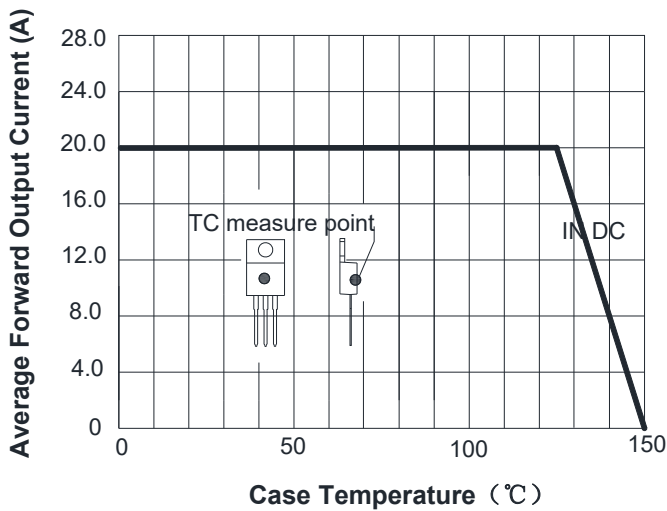


FIG2: Surge Forward Current Capability

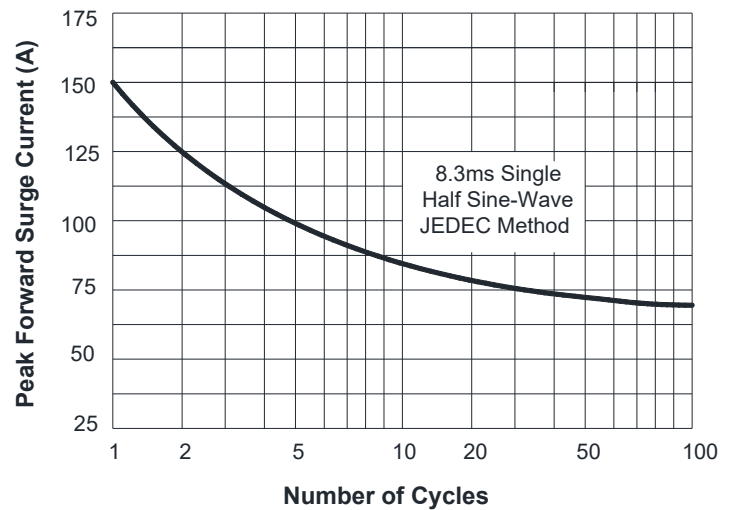


FIG3: Forward Voltage

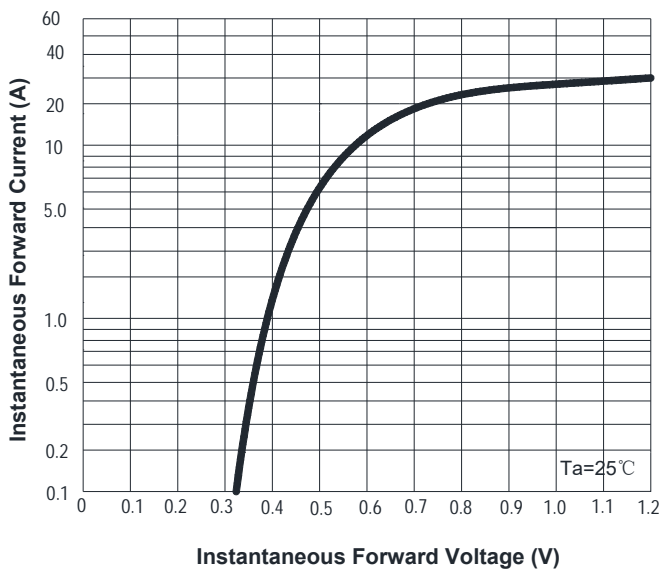
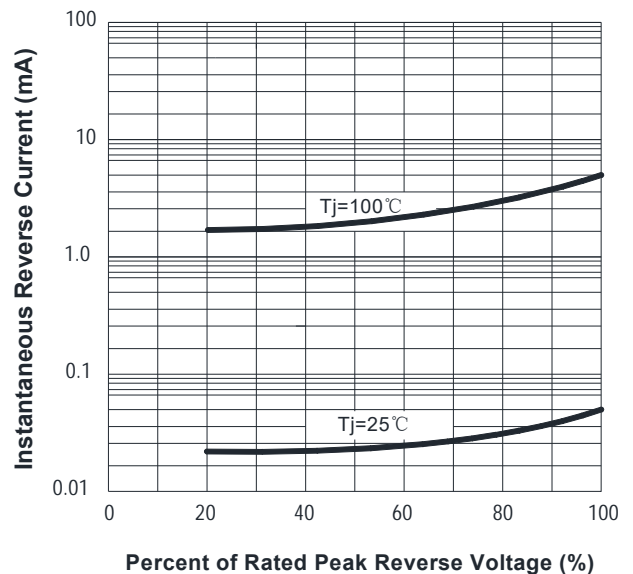


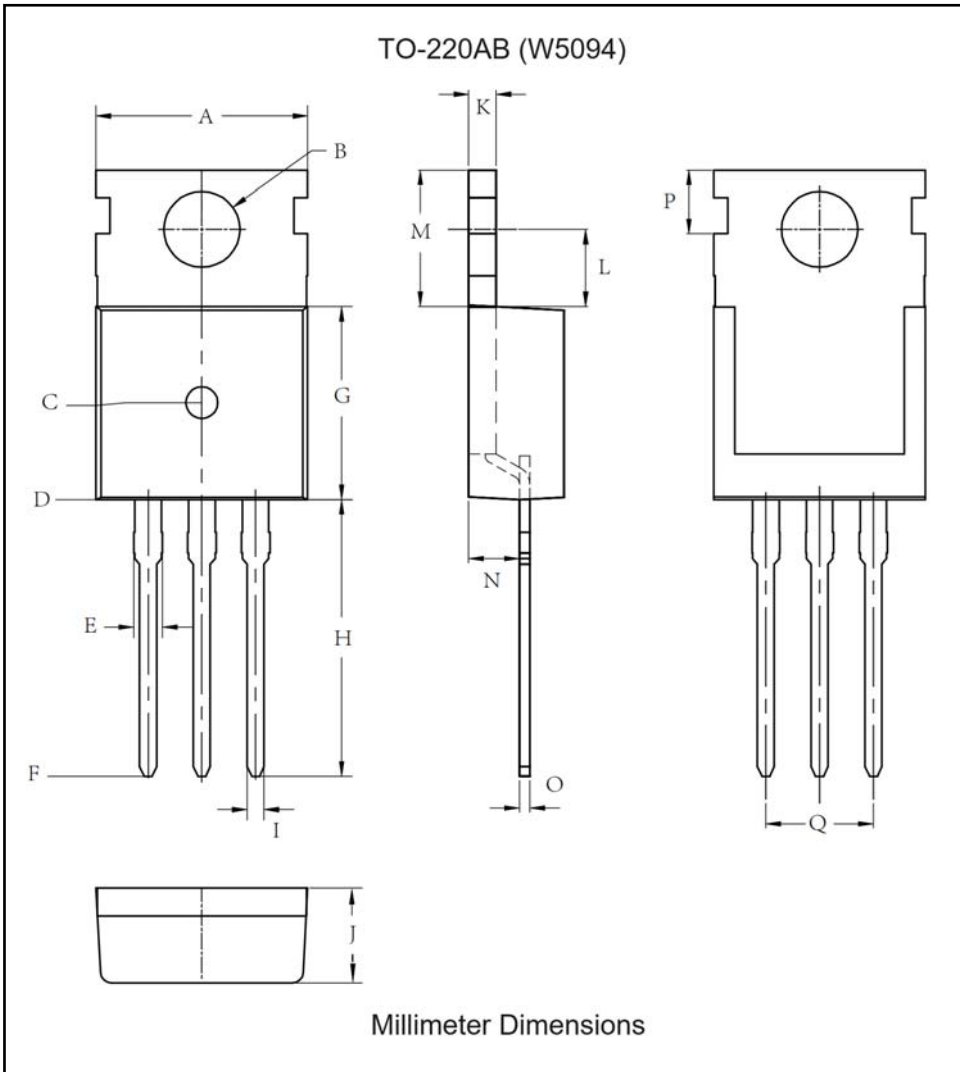
FIG4: Typical Reverse Characteristics





MBRL2060CT-B1-W5094HF

■Outline Dimensions



TO-220AB		
Dim	Min	Max
A	9.9	10.1
B	TYP 3.6	
C	8.06	8.46
D	12.67	13.07
E	1.28	1.42
F	25.7	26.3
G	9	9.4
H	12.93	13.33
I	TYP 0.8	
J	4.3	4.7
K	1.285	1.315
L	3.47	3.87
M	6.27	6.67
N	2.2	2.6
O	0.485	0.515
P	2.8	3.2
Q	TYP 5.08	



MBRL2060CT-B1-W5094HF

Disclaimer

The information presented in this document is for reference only. Yangzhou Yangjie Electronic Technology Co., Ltd. reserves the right to make changes without notice for the specification of the products displayed herein to improve reliability, function or design or otherwise.

The product listed herein is designed to be used with ordinary electronic equipment or devices, and not designed to be used with equipment or devices which require high level of reliability and the malfunction of which would directly endanger human life (such as medical instruments, transportation equipment, aerospace machinery, nuclear-reactor controllers, fuel controllers and other safety devices), Yangjie or anyone on its behalf, assumes no responsibility or liability for any damages resulting from such improper use of sale.

This publication supersedes & replaces all information previously supplied. For additional information, please visit our website [http:// www.21yangjie.com](http://www.21yangjie.com) , or consult your nearest Yangjie's sales office for further assistance.